



Artimax™

America's #1 selling Dental articulation tray system

Full Arch



Small silver pin tray



Medium brass pin tray

***Follow the proven success for
much reduced chairtime/remakes
with no extra cost***

Benefits

- The ideal solution for your double bite Full arch impressions
- Polymer base... Zero expansion premium model base:
Far less interproximal contact problems & High Occlusion problems
- Smaller diameter silver pins ideal for anterior teeth
- Natural protrusive hinge motion with ideally rigid lateral movement
- Zirconia pin for Refractory die fabrication

U.S. Patent Nos.: 7,147,465, 6,948,932 and Additional Patents Pending

100's of Die Stones.

**One complete tray system
for One you...**

eliminating uncontrollable,
unwanted base stone expansion



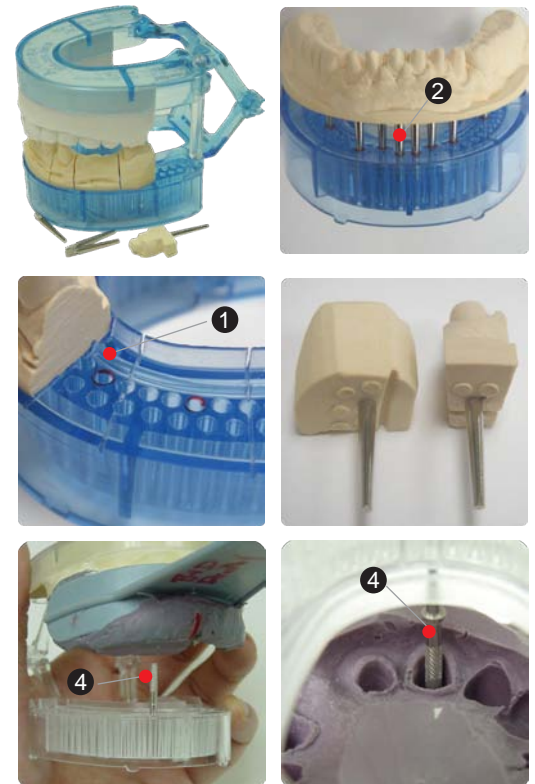
www.ArtimaxUSA.com

Artimax™

Full Arch Benefits

1. Accuracy

- The 0% expansion high quality Polymer base offers the most accurate foundation for the working model (Virtually all stone base material expands between 0.02 to 0.2% in total volume of linear and vertical growth, thus pulling the model apart while setting)
- Stable metal pin system with 2 rows of staggered pin holes
- Tapered stability rail ① on the tray bed floor increases retention and ensures there is no rotation or vertical movement of the working die ②
- Smaller diameter pins for small anterior teeth
- Posterior vertical stop rods ③ provide support for free-end cases
- The alignment pin / pinhole locator ④ allows precise pinhole selection (See manual for detailed method)



2. Fast, Easy & Simple Model Creation

- Streamlined model making process - less steps and less time than conventional methods
- No pin drilling
- Eliminates the stone base pour
- No separate hinge to glue
- Open pallet design - drastically reduce trimming time
- Closed Bite Auto Articulation™ takes the bite just as the doctor delivered or allows the technician to manually set the bite without the use of glue



Silver pin
Wall-less, Medium

3. Efficiency

- Light weight - less stress on the ceramist's hands & reduced shipping costs
- Unobstructed lingual view of the model
- Standard length metal pin offers easy handling of the working die
- Opposing model removes easily for cleaning / trimming

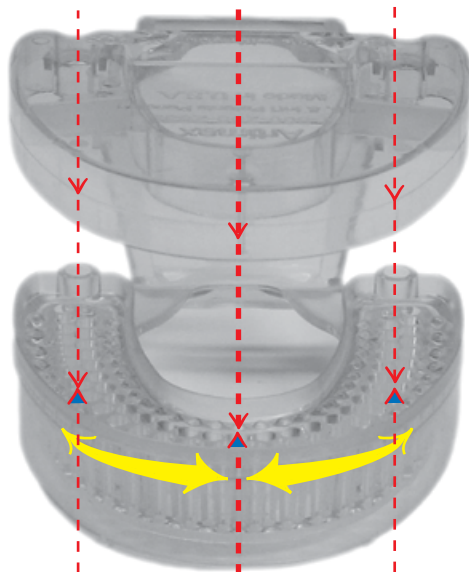


Brass pin
Wall, Medium size tray

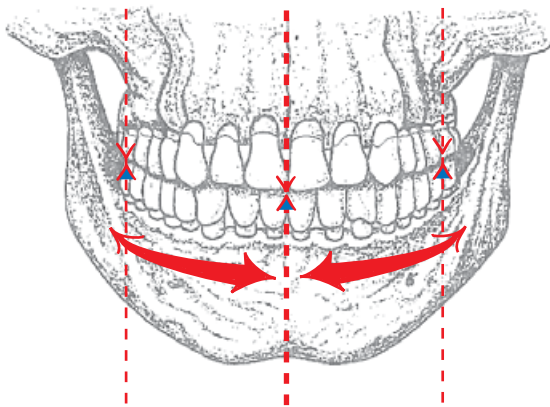
Artimax™ Hinge Movement

1. Centric Occlusion

As stable as metal articulators...




ALWAYS DEPENDABLE
AT A CENTRIC POSITION



Artimax™ Hinge...

*It's able to maintain and repeat
an accurate centric stop position
just like metal articulators*



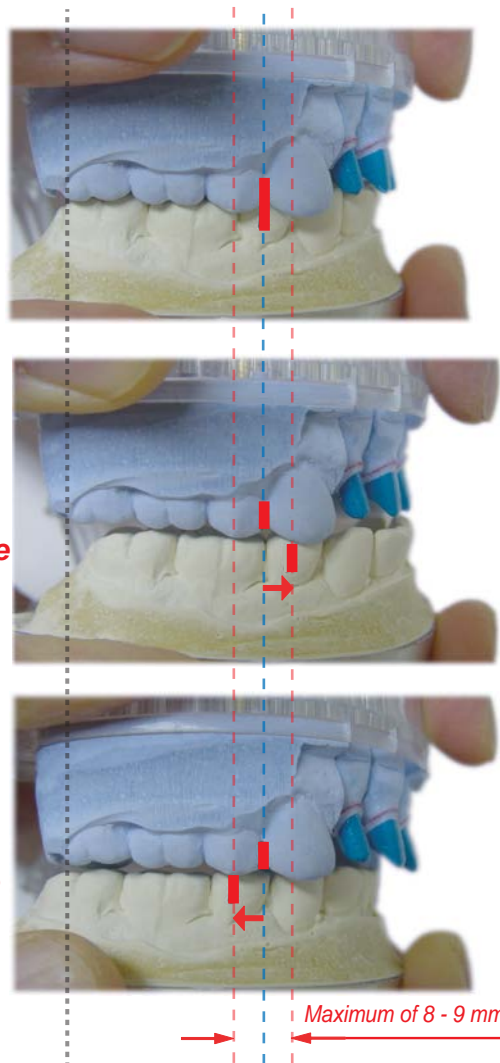
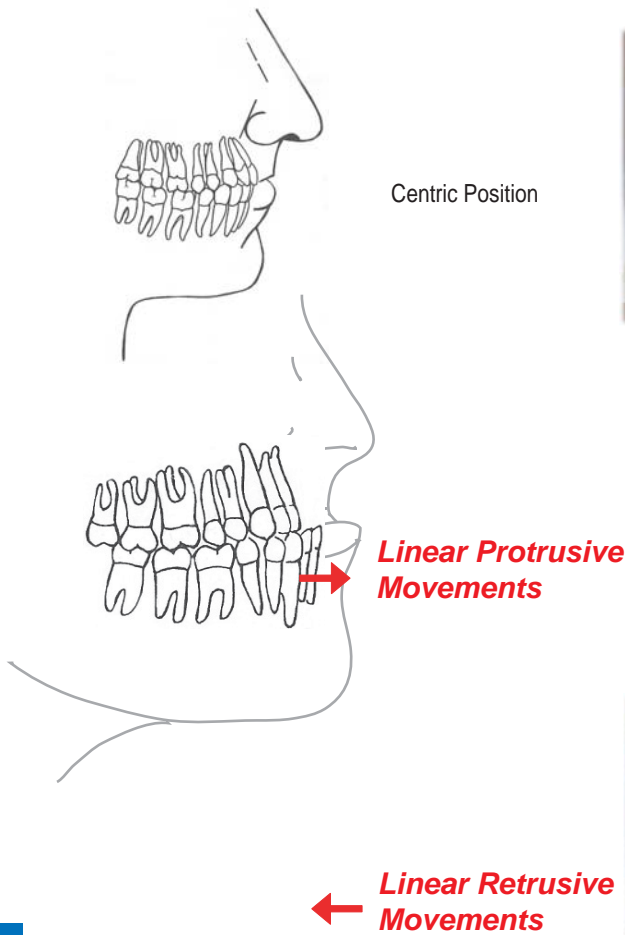
Added Stability - Full arch hinge is wider and stiffer than Quad tray

Centric occlusion is the centered contact position of the chewing occlusal surfaces of mandibular teeth on the chewing surfaces of the maxillary teeth.

The fact that the built-in hinge eliminates the use of harmful glue and streamlines the whole model and die process is a simple understatement for Artimax. **Not every built-in hinge is created equal.** The joint area of the Artimax hinge is completely unique and stable. It is the only plastic articulator in the market with a sturdy and reliable built-in hinge. Plus, this sturdy built-in hinge plays a pivotal role in reproducing the exact bite the doctor provided (with Closed Bite Auto Articulation Technique™) and in securing and maintaining the accurate occlusal relationship between upper and lower teeth from start to finish.

2. Natural Linear Protrusive movement →

As Natural as Mandible Motion...



Artimax™

allows you to accomplish

- * Natural linear protrusive movements
- * following the wear marks of the opposing teeth in the most natural way
- * Reproducing the cuspid rise
- * Anterior edge-to-edge movements

Try it
for yourself...

It's all in the hinge !



The Artimax hinge is **RIGID & STABLE** yet **FLEXIBLE** enough to accurately replicate the mandible motion

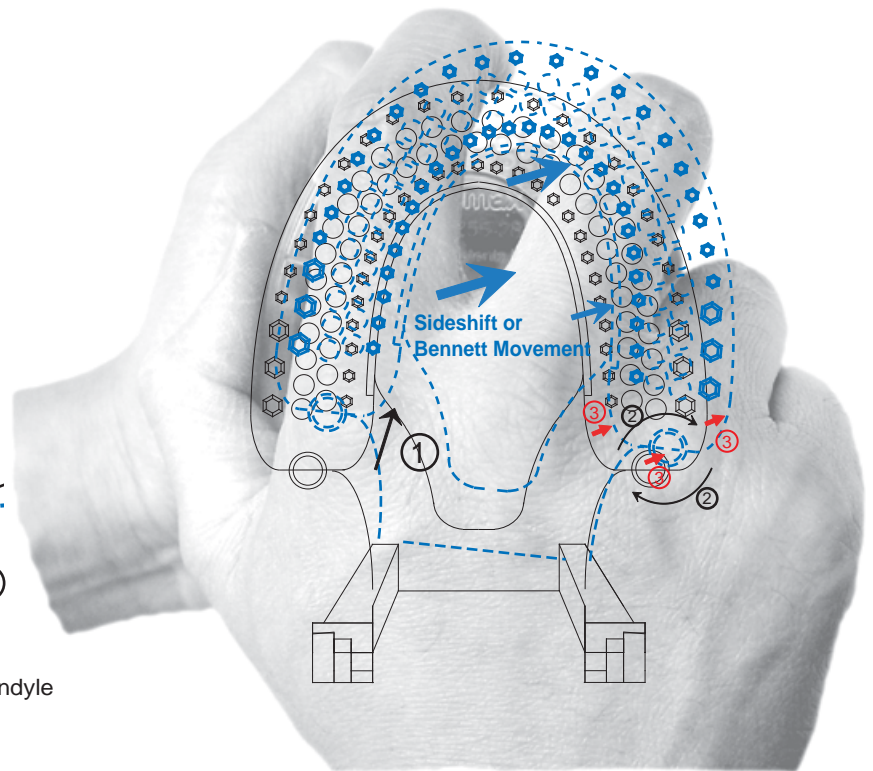
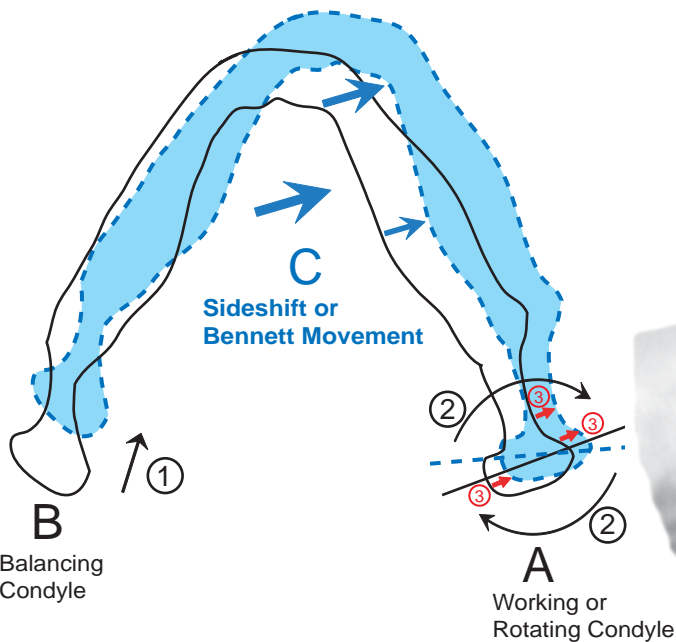
It offers great Linear Protrusive & Retrusive movements

- 1) *without strain on the technicians hands*
- 2) *without locking or unlocking the hinges*

The stable hinge always returns to its perfect centric position

3. Rotating Natural Excursions

As Natural as Mandible Motion...



Lateral mandibular motion

Artimax™ working tray lateral motion

Artimax would like to reproduce chewing motion of human jaw as naturally

- 1) As the mandible moves to the side, the cusps and incisal edges of the opposing teeth must clear one another. That is, mandible opens, at least slightly, to make a movement.
- 2) The working side condyle (A) rotates in its fossa.
- 3) The balancing side condyle (B) translates forward and medially down its eminence (①), and produces a protrusion of the balancing side. It also follows a limited arc of travel around the working condyle.
- 4) There is a total shift (sideshift, Bennette movement) of the mandible and its condyles toward the working side(C). Two fundamental kinds of sideshift, progressive and immediate, can occur.

Progressive sideshift is characterized by the **working condyle rotating (②)** and **moving laterally (③)**; while the balancing condyle moves forward and medially all as a single integrated movement.

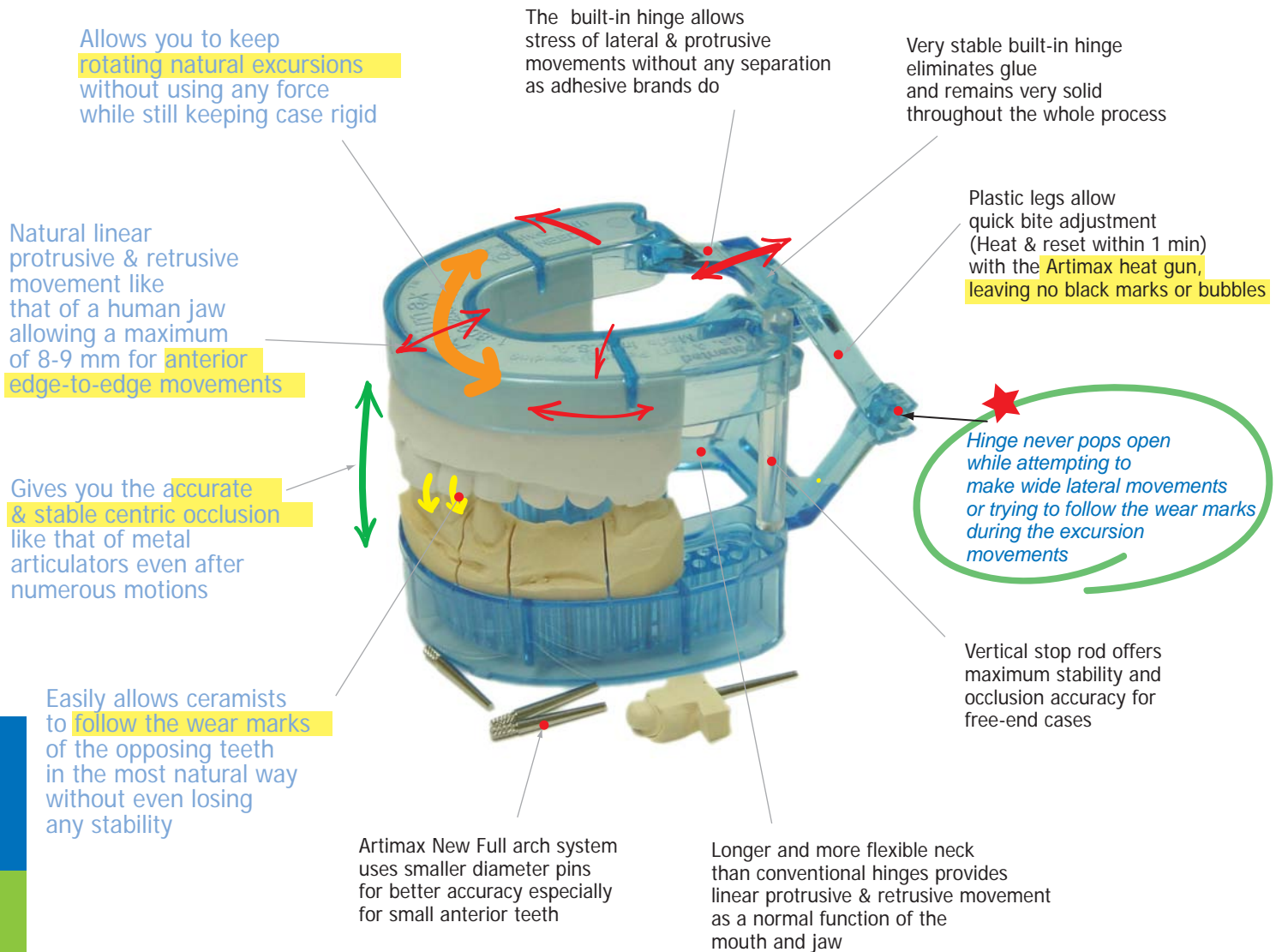
Immediate sideshift takes place prior to the working condyle's rotation or the balancing condyle's translation. It occurs immediately prior to the occurrence of progressive sideshift once the lateral excursion begins.

Sideshifts of the mandible take different directions of travel from person to person, and sometimes from right to left sides in the same person.

Artimax™

Does your hinge give you all the motion you want ?

Without causing too much stress on your hands?
Or without having to lock or unlock the hinges ?



Natural Motion! Rigidity! & Stability!
Only with **Artimax™** can you have all three...