

COLORING & SINTERING INSTRUCTIONS FOR ORIGIN[®] LIVE[™] ZIRCONIA

APPLICATION

Crown, Veener, Bridges

INCISAL ENHANCER:

A1, B1, C1, D2: 1.5 or 2.0

A2, A3, A3.5, B2, B3, B4, C2, D3, D4: 2.0 or 2.5

A4, C3, C4: 3.0



COLORING

Color liquid: **Version 4.1 (70)** (available shades: Vita 16 shades)

Note: **Version 4.1 (60)** produces a darker result

Note: **Version 4.1 (80)** produces a lighter result

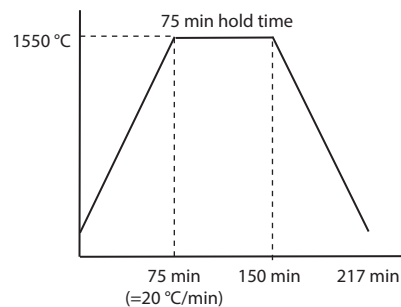
Dipping Time: 1 Min

General Instructions: **ORIGIN LIVE** zirconia coloring manual

SINTERING

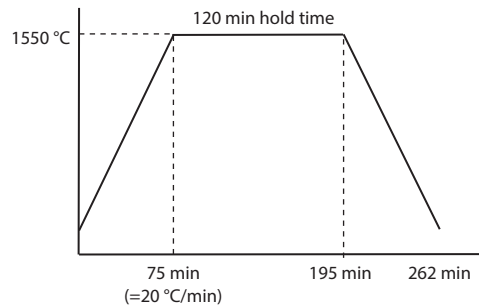
Single Cases (1-10 units): Quick mode (Optional)

Temp/min	Temperature	minutes	Notes
20 °C	1000 °C	49	Ramp up 1
20 °C	1550 °C	28	Ramp up 2
-	1550 °C	75	Holding time
20 °C	250 °C	65	Cooling
Total time		217	about 3:30 hours



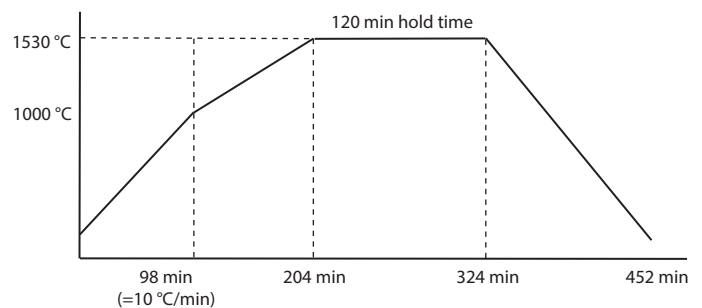
Single Cases (Over 10 units): Regular mode

Temp/min	Temperature	minutes	Notes
20 °C	1000 °C	49	Ramp up 1
20 °C	1550 °C	28	Ramp up 2
-	1550 °C	120	Holding time
20 °C	250 °C	65	Cooling
Total time		262	about 4:20 hours



Bridge Cases: Bridge mode (3 - 4 unit bridge)

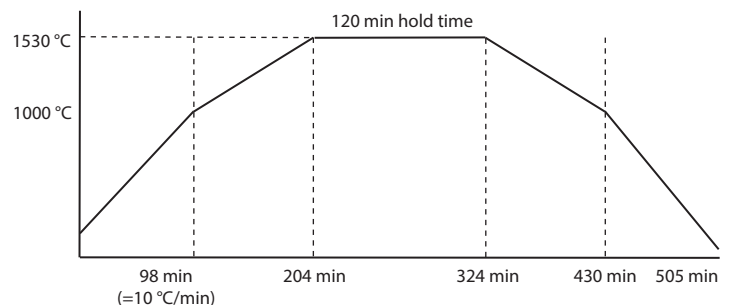
Temp/min	Temperature	minutes	Notes
10 °C	1000 °C	98	Ramp up 1
5 °C	1530 °C	106	Ramp up 2
-	1530 °C	120	Holding time
10 °C	250 °C	128	Cooling
Total time		452	about 7:30 hours



Bridge Cases: Bridge mode (Over 5 unit bridge)

See back for Full Mouth Case

Temp/min	Temperature	minutes	Notes
10 °C	1000 °C	98	Ramp up 1
5 °C	1530 °C	106	Ramp up 2
-	1530 °C	120	Holding time
5 °C	1000 °C	106	Cooling
10 °C	250 °C	75	Cooling
Total time		505	about 8:25 hours



These are recommended guidelines for connector cross-sections. As the restoring technician you must decide what best suits the needs of the case and the requirements of the dentist.

To achieve ideal strength, it may be beneficial to leave embrasures thicker and fuller than one would wish. Leaving these areas fuller especially on the lingual of bridges can be helpful in retaining strength for the restorations without sacrificing aesthetics.

For Zirconia: 1000 MPa
Connector cross-sections should not be less than suggested below.

ANTERIOR BRIDGES:

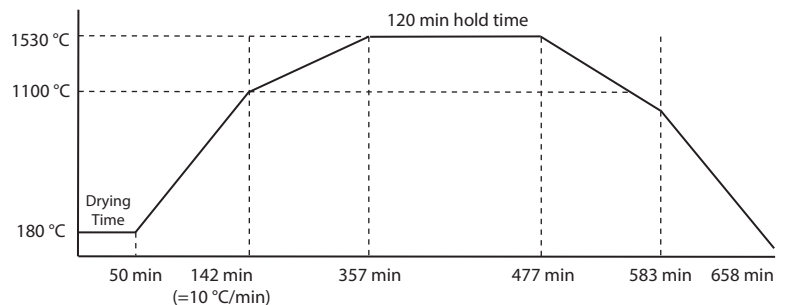
- Pontic to pontic : 7 mm²
- Abutment to pontic unit: 7 mm²
- Adjacent abutments: 7 mm²
- Abutment to pontic cantilever bridge: 12 mm²

POSTERIOR BRIDGES:

- Pontic to pontic : 12 mm²
- Abutment to pontic unit: 9 mm²
- Adjacent abutments: 9 mm²

Full Mouth Case

Temp/min	Temperature	minutes	Notes
3 °C	180 °C	50	Drying Time for Pink Tissue Area
10 °C	1100 °C	92	Ramp up 1
2 °C	1530 °C	215	Ramp up 2
-	1530 °C	120	Holding time
5 °C	1000 °C	106	Cooling
10 °C	250 °C	75	Cooling
Total time		658	about 11 hours



Notes:

- Consistent and extended drying is necessary for the pink tissue area. (The pink color element takes more time to completely dry compared to the regular tooth body shades)
- Large zirconia masses such as the tissue area take longer to dry than crowns. Cracks may occur during sintering if not completely dried ahead of time.
- The bigger the case (especially for full mouth cases), the slower the ramp speed, particularly for Stage 2 ramp.
- For better drying of the Pink Tissue area, place the restoration with the pink side up.

